









**ELDEN**

**FORMULA  
FORD**

**THIS IS A REPRINT OF THE  
SALES BROCHURE FOR THE ELDEN PH-8  
PRODUCED BY TOM PUMPELLY'S**



## The Elden Mk8 Formula Ford



# Specifications

<b>CHASSIS</b>	Tubular channel frame with SCCA/FIA roll bar and full harness mounts. All through holes are fitted with steel piping and brazed to assure structural integrity. Pedal assembly and seat are adjustable to accommodate drivers from 5'4" to 6'2". The short wheelbase and 6" forward driving position give higher front weight to increase car agility and handling. Removable cross brace under engine permits removal of sump pan with power unit in place.
<b>BODY WORK</b>	Impregnated fiberglass panels available in 80 colors.
<b>SUSPENSION</b>	Unequal lightweight A-arms at front and twin lightweight radius rods with wishbones at rear. Adjustable anti-roll bars front and rear. Full adjustable (12 positions) Spax shocks inside coil springs allow tuning for both ride height and stiffness. Aircraft type ball joints and fittings all round. Each component designed for minimum weight, maximum strength and ease of adjustment.
<b>WHEELS</b>	13 x 5 1/2" (5 1/2 J) with 1" offset. Bridgestone or Goodyear Racing tires.
<b>BRAKES</b>	Dual Girling master cylinder braking system with variable balance bar. Girling calipers with 9 1/2" cast iron discs. Adjustable pedal angle and distance. One man bleed valves available.
<b>STEERING</b>	Short radius rack and pinion, 1 1/2 turns lock to lock. Heavily padded 8" leather steering wheel.
<b>INSTRUMENTATION</b>	0-8,000 RPM chromatic tell-tale tachometer, oil pressure/temperature gauge, water temperature gauge, aircraft rocker ignition switch, starter push button, exterior main kill switch, interior and exterior fire system triggers.
<b>ENGINE</b>	Scholar 106 HP legal engine (Kent) now the #1 engine in Europe. Cross-flow Cortina with twin choke Weber carb and Lucas electrics.
<b>LUBRICATION</b>	5 quart dry sump system with remote filter and radiator. Protected reservoir between engine and driver provides increased forward weight distribution. Includes lines and fittings.
<b>COOLING</b>	Rear mounted remote oil cooler. Cross flow front mounted water radiator available with either internal or external piping.
<b>GAS TANK</b>	6 gallon fiber filled tank located in form-fit position under driver's seat is well protected by frame, components and belly pan.
<b>TRANSMISSION</b>	Hewland Mk 8 or Metzco quick change transaxles with Metalastik drive joints. Full range of gear sets available for both units.
<b>FIRE SYSTEM</b>	Fire Eater FE1301 halon gas system with internal and external controls. Available in 3 lb., 6 lb., or 11 lb. versions. Standard unit supplied will be 6 lbs. unless other is specified. Total flooding type system will stop an on-board fire in 1 second. Two nozzles.
<b>PHYSICS</b>	871 lbs. w/o fire system or gasoline. Wheelbase 84 1/2"; track 54" front, 56" rear; 145" long and 37" high at roll bar; 19" beam.
<b>PRICE</b>	Dyno-tuned, fire system, Aeroquip lines, all accessories above, wheels and tires, race ready: \$5775.



**ELDEN RACING CARS**

20 Blue Chalet Industrial Estate  
West Kingsdown, Seven Oaks  
Kent, TN15 6BQ England  
011-44-474-853840  
Fax: 011-44-233-35146

**Elden Register, USA**  
13 Morning View  
Irvine, CA 92715